



GOOGLE 
CLASSROOM

CHEAT SHEET
For Students

BY KASEY BELL
Shake Up Learning®



Written by Kasey Bell

ShakeUpLearning.com

The **Google Classroom Cheat Sheet** is licensed under a [Creative Commons Attribution-NonCommercial-NoDerivatives 4.0 International License](https://creativecommons.org/licenses/by-nc-nd/4.0/).

Book Design and Production by Kasey Bell.



YOU ARE FREE TO:

Share: copy and redistribute the material.

Under the following terms:

Attribution: You must give appropriate credit.

NonCommercial: You may not use the material for commercial purposes.

NoDerivatives: If you remix, transform, or build upon the material, you may not distribute the modified material.

No additional restrictions: You may not apply legal terms or technological measures that legally restrict others from doing anything the license permits.



WELCOME TO GOOGLE CLASSROOM

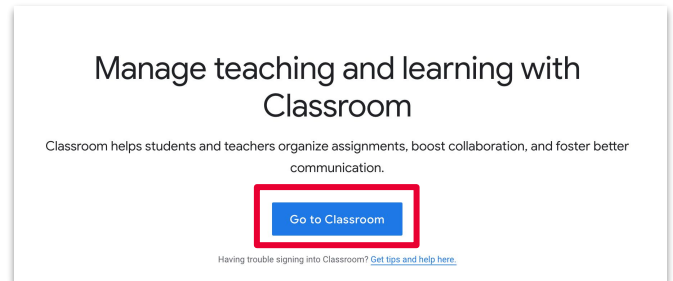
Google Classroom is designed to help teachers and students communicate and collaborate, manage assignments paperlessly, and stay organized.

FIRST LOGIN FOR STUDENTS

Go to classroom.google.com.

The first time you arrive at the Google Classroom website (if you have never logged in) you will see a screen like the one to the right.

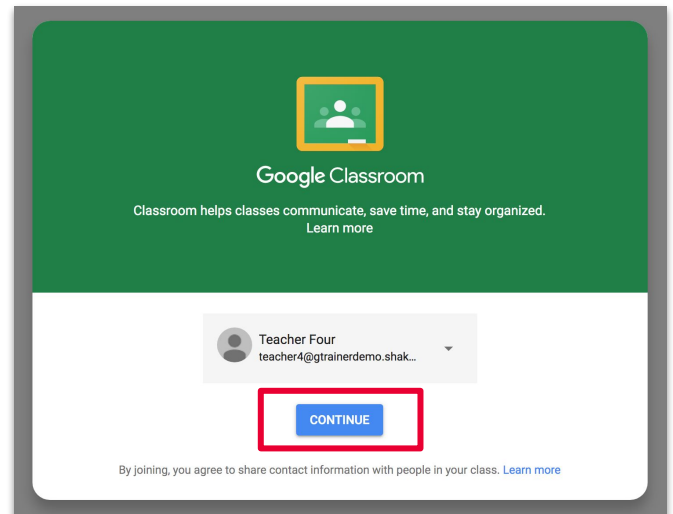
CLICK "Go to Classroom" button.



LOGIN


You will then be prompted to login with the email and password that were issued by your teacher or school.

After you enter your email and password, **CLICK "Continue"**.



SELECT YOUR ROLE

- Click on the **"I'M A STUDENT"** button as your role so you can join your teacher's class.

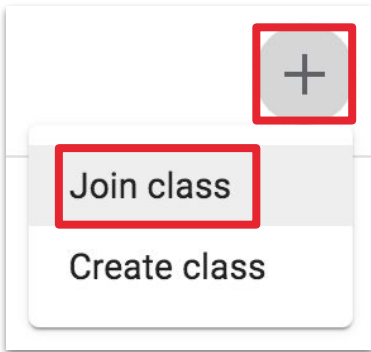


Note: You cannot change your role later, so be sure to select the correct role.

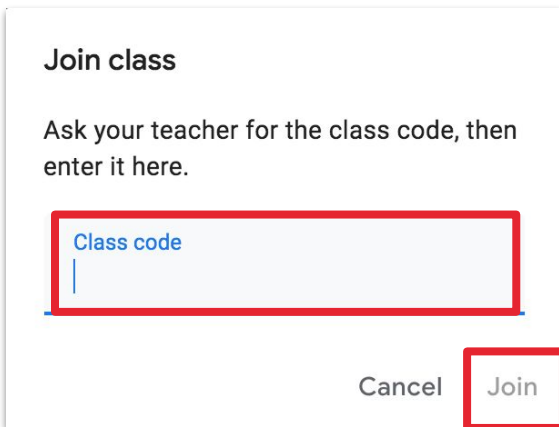
JOIN A CLASS AS A STUDENT

1 Create and Name Your Class

Click the + (near the top-right of the page) and select **“Join class”** to join your teacher’s class.



2 Enter the class code given to you by your teacher. Then, **CLICK “Join.”**



The code for the co-curricular class is quigacz

STUDENT NAVIGATION

- 1 **Main Menu (3 lines):** Access all of your classes, calendar, student work, and settings.
- 2 **Stream:** The stream is where you will find announcements from your teacher, upcoming deadlines, and where you can post and comment (if your teacher enables this for you).
- 3 **Classwork:** The Classwork page is where you will find your assignments and class materials.
- 4 **People:** The People page is where you can email your teacher and classmates.
- 5 **G Suite Apps:** This icon represents your G Suite apps. You can click on this icon to open other G Suite applications.

